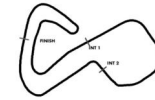


Race 1 Brands Hatch



Final Classification

Result List

Stewards / Race Management

STEWARD	Francois Dumont
STEWARD	Greg Masters
STEWARD	Richard Norbury
RACE DIRECTOR	William Watte
CLERK OF THE COURSE	Tony Weatherley
TECHNICAL DELEGATE	Phillippe Hillen
CHIEF TIMEKEEPER	Steffen Ruhl

Weather Start/Finish

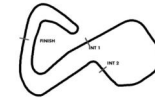
AIR	20.4°C
TRACK	22.4°C
CONDITIONS	Dry
PRESSURE	1010 hPa
AIR	22.3°C
TRACK	29.3°C
CONDITIONS	Dry
PRESSURE	1010 hPa

Track Information

GREEN FLAG	10:13:33
CHEQUERED FLAG	11:01:46
SAFETY CAR PHASE	3
FULL COURSE YELLOW PHASE	0
TRACK NAME	Brands Hatch
TRACK LENGTH	3916m
TURN COUNT	9
TOTAL DISTANCE	82.23km

STARTED: 46 CLASSIFIED: 39 NOT CLASSIFIED: 7

Nr.	Drivers	Team	Laps	Total Time	Gap	Kph	Lap	Time	Kph
Cl.	Car	Entrant							
1	5 M.Dontje /N.Möller-Madsen SIL Audi R8 LMS GT4	Phoenix Racing Phoenix Racing	21	45:27.826		107.4	8	1:33.968	150.0
2	1 S.Knap /M.Koebolt SIL BMW M4 GT4	MDM Motorsport MDM Motorsport	21	45:29.076	1.250	107.5	8	1:33.674	150.4
3	8 M.Van Der Aa /K.Bogaerts SIL BMW M4 GT4	MDM Motorsport MDM Motorsport	21	45:32.935	5.109	107.5	8	1:34.660	148.9
4	37 A.Rabindra /S.Lemeret SIL BMW M4 GT4	3Y Technology 3Y Technology	21	45:34.637	6.811	107.5	9	1:34.774	148.7
5	61 D.Strandberg /J.Jonck SIL Aston Martin Vantage GT4	Academy Motorsport Academy Motorsport	21	45:35.539	7.713	107.4	8	1:34.784	148.7
6	31 W.Sluys /B.Schouten SIL Mercedes AMG GT4	Selleslagh Racing Team Selleslagh Racing Team	21	45:36.293	8.467	107.4	9	1:34.739	148.8
7	36 S.Tribaudini /P.Jean SIL Ginetta G55 GT4	CMR CMR	21	45:37.631	9.805	107.8	10	1:36.653	145.8
8	23 E.Angermayr /S.Kox SIL KTM X-Bow GT4	True Racing True Racing	21	45:38.402	10.576	107.4	9	1:35.230	148.0
9	76 G.Ghezzi /A.Giovanelli AM Porsche 911 (997) GT4	Autorlando Sport Autorlando Sport SRL	21	45:40.531	12.705	107.7	9	1:36.981	145.3
10	47 J.Schober /F.Janits SIL Mercedes AMG GT4	Lechner Racing Lechner Racing	21	45:42.559	14.733	106.8	9	1:33.921	150.1
11	222 N.Leutwiler AM Porsche Cayman GT4 CS MR	Porsche Zentrum Oberer Zürichsee by TFT Racing TFT Racing	21	45:43.970	16.144	107.0	8	1:34.890	148.5
12	88 C.Danner /F.Von Der Laden AM McLaren 570s GT4	Team GT Team GT	21	45:45.469	17.643	107.4	9	1:37.424	144.7
13	26 E.Mouez/ D.Loger AM Ginetta G55 GT4	CMR CMR	21	45:46.393	18.567	107.9	16	1:36.173	146.5
14	11 L.Braams/ S.Van Laere AM McLaren 570s GT4	Las Moras Racing by Equipe Verschuur Equipe Verschuur	21	45:48.395	20.569	107.6	9	1:38.528	143.0
15	55 S.Middleton /W.Tregurtha SIL Ginetta G55 GT4	HHC Motorsport HHC Motorsport	21	45:48.480	20.654	107.3	8	1:33.776	150.3
16	75 D.Cerati /M.Fondi AM Porsche 911 (997) GT4	Autorlando Sport Autorlando Sport SRL	21	45:49.688	21.862	107.7	9	1:41.970	138.2
17	13 P.Bethke/ M.Basseng PAM Porsche Cayman GT4 CS MR	Schwede Motorsport Schwede Motorsport	21	45:51.168	23.342	106.9	16	1:35.103	148.2
18	77 P.Zamparini /C.Mor PAM Audi R8 LMS GT4	Racing One Racing One	21	45:51.963	24.137	106.6	8	1:34.833	148.6
19	6 J.Viebahn /J.Jasper PAM Audi R8 LMS GT4	Phoenix Racing Phoenix Racing	21	45:52.582	24.756	106.8	8	1:35.028	148.3
20	71 M.Tresoldi /P.Meloni PAM BMW M4 GT4	W & D Racing Team W & D Racing Team	21	45:53.756	25.930	106.9	10	1:36.037	146.7
21	4 H.Rödiger/ C.Zöchling PAM Audi R8 LMS GT4	Phoenix Racing Phoenix Racing	21	45:54.529	26.703	106.8	16	1:35.131	148.1
22	43 J.Littman/ H.Still PAM Porsche Cayman GT4 CS MR	Allied-Racing Allied-Racing	21	45:55.870	28.044	106.8	16	1:36.282	146.4



Final Classification

Result List

Nr.	Drivers	Team	Laps	Total Time	Gap	Kph	Lap	Time	Kph
Cl.	Car	Entrant							
23	9 L.Braams/D.Huisman PAM Chevrolet Camaro GT4.R	V8 Racing V8 Racing	21	45:56.890	29.064	107.2	16	1:34.134	149.7
24	15 R.Schulte/D.Schraml PAM Porsche Cayman GT4 CS MR	Schwede Motorsport Schwede Motorsport	21	45:57.757	29.931	106.9	9	1:37.126	145.1
25	33 S.Patrick/A.Meyrick PAM Mercedes AMG GT4	Bullitt Racing Bullitt Racing	21	45:58.861	31.035	107.2	9	1:38.482	143.1
26	7 P.Bachmann/J.Darras PAM Aston Martin Vantage GT4	Street Art Racing Street Art Racing	21	45:59.618	31.792	107.4	9	1:38.062	143.7
27	30 J.Vannerum/N.Vandierendonck AM Mercedes AMG GT4	Selleslagh Racing Team Selleslagh Racing Team	21	46:09.748	41.922	107.6	16	1:37.172	145.0
28	12 A.Türkkan/Y.Gedik SIL BMW M4 GT4	Borusan Otomotiv Motorsport Borusan Otomotiv Motorsport	21	46:10.058	42.232	107.3	16	1:34.760	148.7
29	3 G.Rdest/C.Freiburghaus PAM Audi R8 LMS GT4	Phoenix Racing Phoenix Racing	21	46:11.459	43.633	106.6	8	1:34.788	148.7
30	22 R.Kofler/L.Kraihamer SIL KTM X-Bow GT4	True Racing True Racing	21	46:12.977	45.151	107.1	9	1:34.076	149.8
31	110 B.Visser/D.Marschall SIL BMW M4 GT4	RN Vision STS RN Vision STS	21	46:42.066	1:14.240	106.9	8	1:34.570	149.0
32	111 R.Umbrarescu/G.Piana SIL BMW M4 GT4	RN Vision STS RN Vision STS	21	47:18.517	1:50.691	104.2	8	1:34.037	149.9
33	112 M.Cristovao/P.Lefterov PAM BMW M4 GT4	RN Vision STS RN Vision STS	20	45:28.307	1 LAP	102.0	8	1:34.164	149.7
34	42 N.Schöll/J.Böiting AM Porsche Cayman GT4 CS MR	Allied-Racing Allied-Racing	20	45:30.342	1 LAP	102.3	8	1:35.296	147.9
35	16 M.Lungstrass/H.Owega PAM Audi R8 LMS GT4	Racing One Racing One	20	45:33.671	1 LAP	101.8	8	1:34.084	149.8
36	2 M.Paverud/I.Pareras SIL Mercedes AMG GT4	Leipert Motorsport Leipert Motorsport	20	45:36.832	1 LAP	102.3	10	1:35.799	147.1
37	32 L.Soenen AM Mercedes AMG GT4	Selleslagh Racing Team Selleslagh Racing Team	20	45:41.611	1 LAP	103.0	7	1:41.829	138.4
38	56 D.Pattison/J.Osborne PAM McLaren 570s GT4	Tolman Motorsport Tolman Motorsport	20	45:51.339	1 LAP	103.1	10	1:37.876	144.0
39	10 F.Hutchison/R.Van Der Ende SIL McLaren 570s GT4	Equipe Verschuur Equipe Verschuur	16	34:05.574	5LAPS	109.3	9	1:34.746	148.7

Not classified

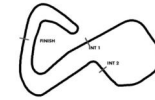
60	F.James/M.Nicoll-Jones PAM Aston Martin Vantage GT4	Academy Motorsport Academy Motorsport	13	28:04.024	8LAPS	108.4	9	1:37.159	145.0
38	L.Floss/J.Vandenbalck PAM BMW M4 GT4	3Y Technology 3Y Technology	9	19:38.708	12LAPS	105.4	8	1:34.923	148.5
39	G.Delomier/S.Debs AM BMW M4 GT4	3Y Technology 3Y Technology	8	18:34.851	13LAPS	100.9	8	1:39.246	142.0
87	P.Rees/N.Rindlisbacher SIL McLaren 570s GT4	Team GT Team GT	7	20:56.709	14LAPS	74.4	6	2:24.232	97.7
24	G.Pilz/M.Dreszer SIL KTM X-Bow GT4	Felbermayer - Reiter Reiter Engineering							
18	W.Nathan/J.Beelen PAM Chevrolet Camaro GT4.R	V8 Racing V8 Racing							
50	M.Newbould/W.Burns PAM Ginetta G55 GT4	HHC Motorsport HHC Motorsport							

Fastest lap of the race. Car 1 driver Simon Knap on lap 8. Time 1:33.674, average speed 150.4 km/h.

Following stewards decision drive trough penalty in exchange a time penalty of 20 seconds for cars no. 22, 56

Following race director decision Stop and Go Penalty in exchange a time penalty of 21 seconds for cars no. 55, 22, 3, 110 due to pitstop time

Following race director decision Stop and Go Penalty in exchange a time penalty of 25 seconds for car no. 30 due to pitstop time



Final Classification

Result List

Nr. Drivers	Team	Laps	Total Time	Gap	Kph	Lap	Time	Kph
Cl. Car	Entrant							

Following race director decision Stop and Go Penalty in exchange a time penalty of 27 seconds for car no. 12 due to pitstop time

Following race director decision Stop and Go Penalty in exchange a time penalty of 34 seconds for car no. 110 due to pit window time

Following race director decision Stop and Go Penalty in exchange a time penalty of 30 seconds for car no. 111 due to pit window time

Steward: Francois Dumont	Steward: Greg Masters	Steward: Richard Norbury
--------------------------	-----------------------	--------------------------